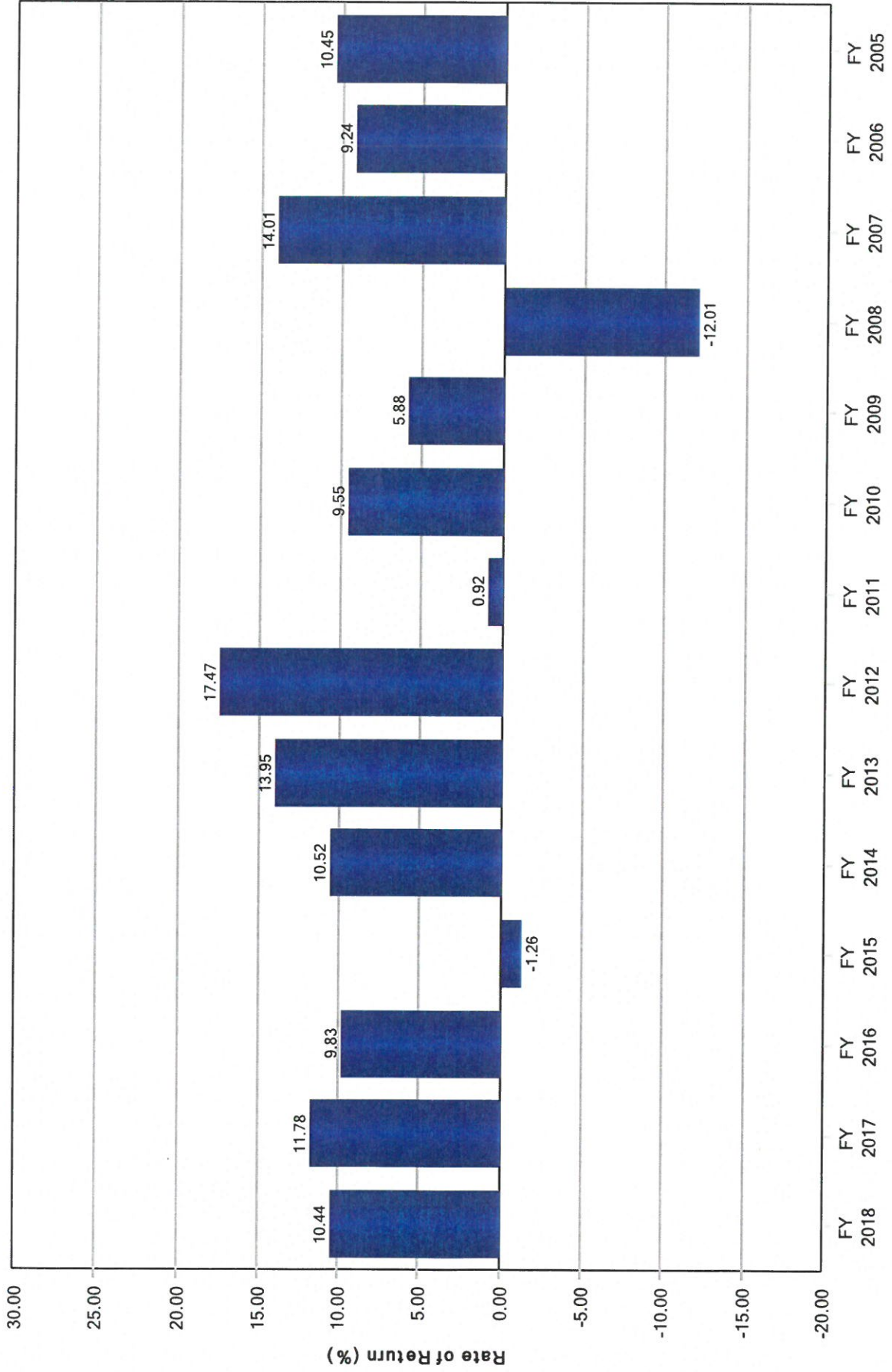
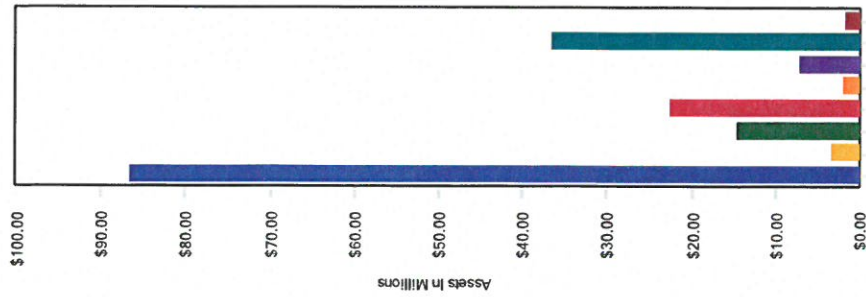


Plantation General Employees' Retirement System
 Fiscal Year Rates of Return
 September 30, 2018

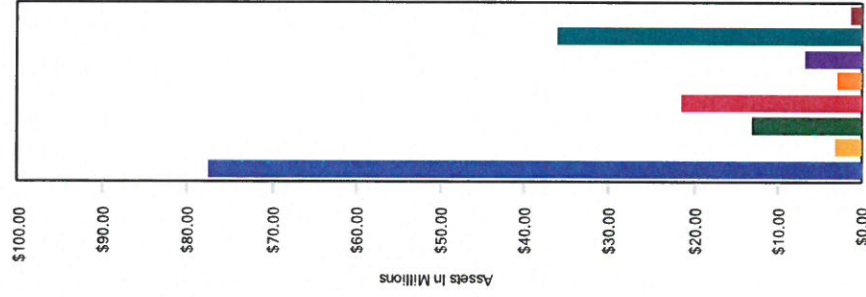


Plantation General Employees' Retirement System Historical Asset Allocation September 30, 2018

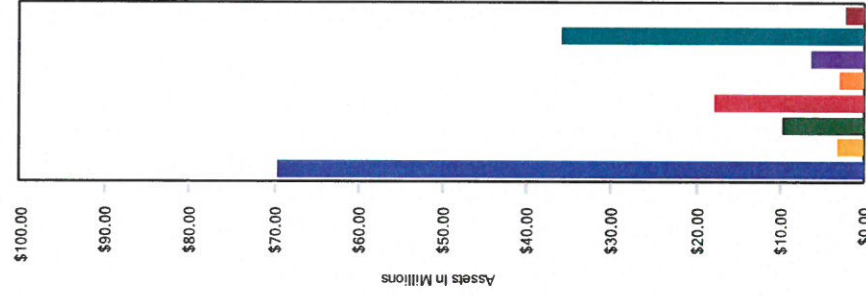
September 30, 2018



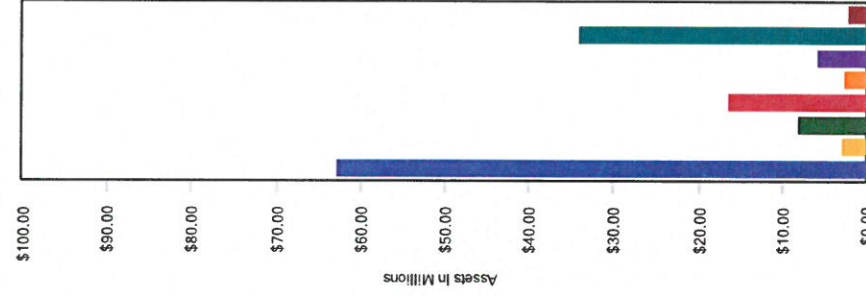
September 30, 2017



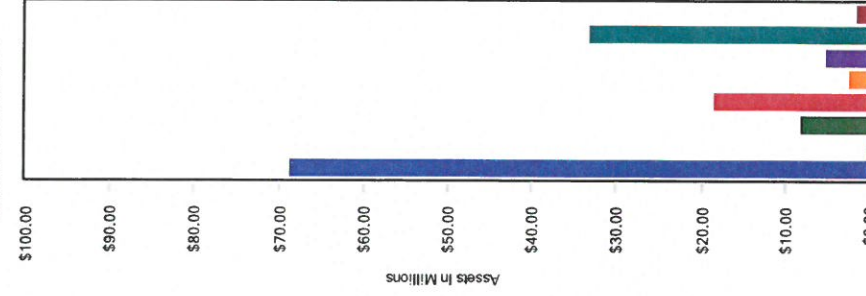
September 30, 2016



September 30, 2015



September 30, 2014



Asset Category	September 30, 2018	September 30, 2017	September 30, 2016	September 30, 2015	September 30, 2014
Domestic Equity	49.42	47.72	46.98	46.49	49.80
MLPs	1.94	1.99	2.21	2.16	0.00
Convertible	8.39	8.06	6.59	5.93	5.94
International Equity	12.95	13.16	12.02	12.24	13.46
Real Estate (Publicly Traded)	1.17	1.83	1.99	1.92	1.78
Real Estate (Private)	4.18	4.21	4.34	4.37	3.78
Fixed Income	20.97	22.17	24.32	25.21	24.02
Cash	0.99	0.87	1.56	1.68	1.22

