

FENCE PERMIT REQUIREMENTS

DEPARTMENT OF LANDSCAPE ARCHITECTURE

Pursuant to Section 27.637(4)(b) of the Code of Ordinances, the following is required on all fences and walls abutting or parallel to a right-of-way, sidewalk, or bikeway. This ordinance excludes open-weave chain-link fences (which do not contain plastic or other types of "slats") and open-rail fences.

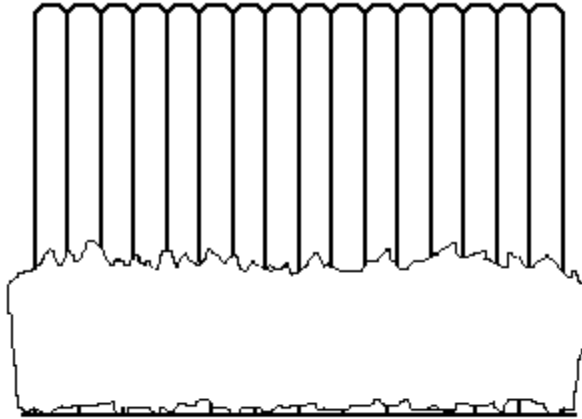
- ✓ The fence must be set back a minimum of five (5) feet from the property line.
- ✓ Landscape material must be planted along the portion of the fence that abuts a right-of-way, sidewalk, or bikeway. This includes the front, sides, or rear of the property lines. Attached are sketches of some suggested options. You may submit your own sketch if you desire. **Species of plant material, locations, size, spacing, etc. must be shown on your site plan. A note indicating that all landscape material will be mulched with a minimum of 2" of clean mulch and planted according to proper horticultural techniques should also be included on the sketch.**
- ✓ **Minimum requirements are as follows: 3 gallon plant material, 24" x 24", planted 2' on center along the length of the fence. Appropriate notes on site plan are as follows cocoplum hedge, 3 gallon, 24" x 24", 2' oc, planting bed will be mulched with recycled mulch.**
- ✓ In side yards with access gates, a fence less than 4' in length does not require landscape. If the fence is 4' in length or greater, please show appropriate landscape for compliance with city codes.
- ✓ If landscape material exists and is currently in compliance with city code, please show on plans submitted.
- ✓ The landscape of the fence will be directly tied to a fence permit. The signature by the property owner on the attached Landscape Acknowledgement for Fences and Walls indicates that the property owner understands that landscape material must be installed prior to the City signing off on the final inspection.

The owner and/or occupant shall have the responsibility of maintaining the landscaped area required by this subsection.

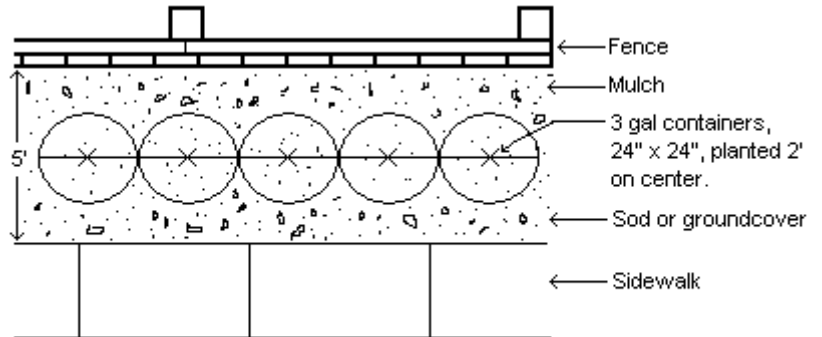
City of Plantation Landscape Options for Fence Setback Requirements

In compliance with section 27-637(4)(B) – Fences and Walls, the following are recommended options for the fence setback areas. The Landscape Department will review other options submitted by the applicant.

Hedges



FRONT ELEVATION

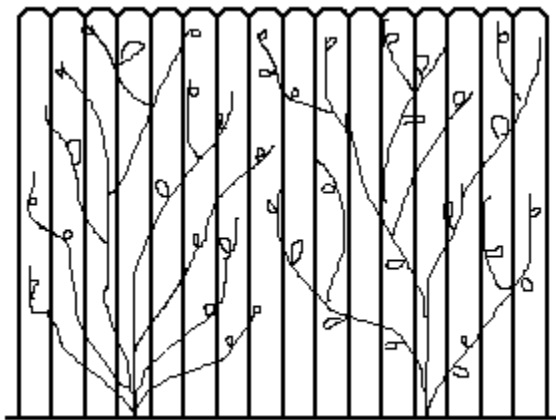


PLAN VIEW

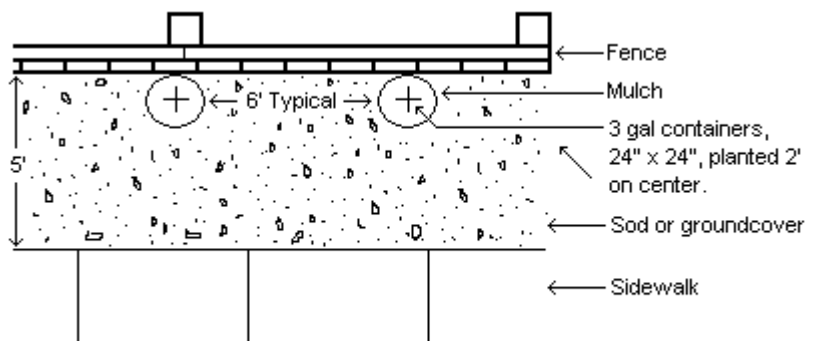
Recommended species:

- Full sun / partial shade – Cocoplum, Croton, Podocarpus, Schefflera, Varigated Schefflera, Ficus Alii, Ficus Benjamina, Green Buttonwood, Orange Jasmine.
- Shade – Schefflera, Varigated Schefflera, Shell Ginger, Varigated Shell Ginger, Wild Coffee.
- Flowering – Blue Porterweed, Chenille Plant, Firebush, Hibiscus, Plumbago, Ixora, Thryallis, Wax Jasmine.

Vines



FRONT ELEVATION



PLAN VIEW

Recommended Species:

- Passion Vine, Pandorea, Petrea, Confederate, Jasmine Flame Vine, Allamanda, etc.

Note: In all planting areas along the fence, an area of 3' wide surrounding each plant shell shall be established. This should be mulched with a minimum of 2" clean mulch (Cypress mulch is not recommended). The sod must be removed in a 3' area that runs the length of the fence and is a minimum of 3' in width.

